

Collins

English for Life

A2 Pre-intermediate

Reading



Anna Osborn




NHÀ XUẤT BẢN TỔNG HỢP
THÀNH PHỐ HỒ CHÍ MINH

NTV

Công ty TNHH
Nhân Trí Việt




































POWERED BY COBUILD



Common European Framework (CEF) level mapping chart

Collins

NTV Nhân Trí Việt®
The biggest choice for books

A1	A2	B1	B2	C1	C2
					
					
					
					
					
					

Loạt sách này được Nhà xuất bản HarperCollins, Anh Quốc chuyển nhượng bản quyền cho Công ty TNHH Nhân Trí Việt, độc quyền xuất bản tại Việt Nam.

Collins

English for Life

A2 Pre-intermediate

Reading



Anna Osborn



NHÀ XUẤT BẢN TỔNG HỢP
THÀNH PHỐ HỒ CHÍ MINH

NTV

Công ty TNHH
Nhân Trí Việt

Collins English for Life

Reading – A2 Pre-intermediate

Copyright © HarperCollins Publishers Ltd 2013

Published in Vietnam, 2013

This edition is published in Vietnam under a license Agreement between HarperCollins Publishers Limited, UK and Nhan Tri Viet Co., Ltd., Vietnam.

All rights reserved. No part of this publication may be reproduced, stored in a retrieval system, or transmitted, in any form or by any means, electronic, mechanical, photocopying, recording, or otherwise, without the prior written permission of the copyright owner.

About the author

Specialising in literature and following a degree in Modern Languages at Oxford, **Anna Osborn** worked in publishing as a Managing Editor during the 1990s. She retrained to become an English language teacher in 2000 and has since worked across Europe, teaching students of all levels and ages. In addition, she has written a wide variety of English language learning materials including business and general study books, online self-study courses, and classroom workshops. Her most recent books were *English for Business: Speaking* (Collins, 2011) and *English for Life: Reading (B1+)* (Collins, 2012).

CONTENTS

Introduction	6
Section 1 – Communication	
Unit 1 Meeting and greeting	8
Unit 2 Staying in touch	12
Unit 3 Making plans	16
Unit 4 Understanding opinions	20
Unit 5 Registering at a language school	24
Section 2 – Around town	
Unit 6 Arriving at a hotel	28
Unit 7 Sightseeing	32
Unit 8 Going shopping	36
Unit 9 Eating out	40
Unit 10 Going to the cinema	44
Unit 11 Getting medical help	48
Section 3 – On the move	
Unit 12 Flying	52
Unit 13 Catching a train	56
Unit 14 Taking a bus	60
Unit 15 Travelling by car	64
Unit 16 Travelling on foot	68
Section 4 – In your free time	
Unit 17 Newspapers	72
Unit 18 Magazines	76
Unit 19 Music and TV	80
Unit 20 Following instructions	84
Appendix 1 How should I read?	88
Appendix 2 Practical reading study tips	91
Appendix 3 Reading specific text types	94
Appendix 4 Understanding short forms of English	96
Appendix 5 Understanding punctuation	98
Appendix 6 Signposting language	100
Appendix 7 Using a dictionary	102
Mini-dictionary	103
Answer key	113
Acknowledgements	125

INTRODUCTION

Collins English for Life: Reading will help you to improve how you read by providing reading practice in real-life situations.

You can use *Reading*

- as a self-study course.
- as supplementary material on a general English course.

Reading has 20 units, divided into four sections:

- Section 1: Communication
- Section 2: Around town
- Section 3: On the move
- Section 4: In your free time

Unit structure

The 20 units of *Reading* have a similar structure. Each unit begins with a **Getting started** section with questions to arouse your interest in the subject matter of the unit. Then, each unit is divided into two or three sections, which include

- reading texts that are typical of their type.
- detailed comprehension exercises to check that you have fully understood each text.
- practical reading activities to help you to practise reading in the best way for each particular type of text.
- language exercises before and after the text to help you to understand any difficult vocabulary items and get the most out of each text.

Other features

- **Reading tip** boxes include useful information to help you to improve your reading.
- **Language note** boxes give you extra information about the language in the texts.

At the back of the book, there are some useful sections:

- **Appendix 1: *How should I read?*** explains the different kinds of reading skills you need to practise.
- **Appendix 2: *Practical reading study tips*** provides useful techniques to use when reading, for example taking notes or keeping a vocabulary notebook.
- **Appendix 3: *Reading specific text types*** focuses on text types that have unique vocabulary (for example, text messages and Twitter) and text types that should be read in a specific way (for example, step-by-step instructions or labels on medicine bottles).
- **Appendix 4: *Understanding short forms of English*** gives you some help with symbols that can be used in text messages, notes, and on Twitter.

- **Appendix 5:** *Understanding punctuation* explains some forms of English punctuation that you will see when you read.
- **Appendix 6:** *Signposting language* shows the language that helps you to find your way around a text, for example, when an important point is being made.
- **Appendix 7:** *Using a dictionary* shows you how to understand the information provided in the mini-dictionary entries and how to use a full dictionary.
- A mini-dictionary gives definitions and examples for some of the most difficult words and phrases in the units.
- A comprehensive answer key

Using *Reading*

There are two ways to use this book:

- 1 Work through from Unit 1 to Unit 20.
- 2 Choose from the contents page the units that are most useful or interesting to you.

Keep a vocabulary notebook and, after completing each unit, add any new words from the texts to your notebook. You can use the mini-dictionary at the back to help you.

Language level

Reading has been written to help learners at A2 level (Pre-intermediate).

Other titles

Also available in the **Collins English for Life** series at A2 level: ***Speaking, Listening, and Writing***

Also available in the **Collins English for Life** series at B1+ level: ***Reading, Speaking, Listening, and Writing***

1

MEETING AND GREETING



Getting started

- 1 What do you use the Internet for?
- 2 Who do you chat to on the Internet?
- 3 What do you chat about?

A Meeting people online

- 1** You want to meet other people who are learning English, so you go to EnglishClub.com. Read the web page below *very quickly* and choose the best ending for the sentence.

On this web page, people give their names and talk about

- a what they like to do in their free time.
- b where they come from and why they want to improve their English.
- c the schools and colleges where they are learning English.

Home
Learn English
Teach English
My English Club

Get to know other students!

Mariana
Hello! My name's Mariana and I'm from Brazil. I love English and want to meet other people who love speaking English too. Send me a message if you want to chat.



Hannah
Hi, I'm Hannah and I come from France. I have English exams soon and I want to practise my English and make some new friends.



Pedro
Hello, everyone! I'm Pedro. I'm Spanish and I live in Madrid. My girlfriend is English and I want to improve my language before I meet her family.



Li
Hey! My name is Li and I'm Chinese. I am going to live in America next year and I want to improve my English before I go. This is a great forum, and I hope to make some new friends.



- 2** Read the web page again and answer the questions.

- 1 Who is going to take English exams soon?
- 2 Who has an English girlfriend?
- 3 Who is moving to America next year?
- 4 Who wants to meet other people who also love English?